

SPA EURO RACE 2014 FORMULA RENAULT 2.0 ALPS RACE 2 (25' + 1 lap)

Provisional Classification

Drivers	Nat	Team	Vehicle	Class	Laps	Total Time	Gap	Avg		Best Lap		Avg Kph
								Kph	Lap	Time	Kph	
1	19	Nyck DE VRIES	NED	KOIRANEN GP	12	28:06.739	-	179.4	3	2:20.146	179.9	
2	25	Matevos ISAAKYAN	RUS	JD MOTORSPORT	12	28:19.189	+12.450	178.1	5	2:20.700	179.2	
3	18	Ben BARNICOAT	GBR	FORTEC MOTORSPORTS	12	28:26.177	+19.438	177.3	3	2:21.370	178.4	
4	17	Charles LECLERC	MCO	FORTEC MOTORSPORTS	12	28:26.630	+19.891	177.3	4	2:20.750	179.1	
5	66	Raoul OWENS	GBR	MARK BURDETT MOTORSPORT	12	28:29.092	+22.353	177.0	6	2:21.416	178.3	
6	27	Dario CAPITANIO	ITA	BVM RACING	12	28:34.324	+27.585	176.5	6	2:21.551	178.1	
7	10	George RUSSELL	GBR	KOIRANEN GP	12	28:35.179	+28.440	176.4	6	2:21.607	178.1	
8	32	Alessio ROVERA	ITA	CRAM MOTORSPORT	12	28:35.679	+28.940	176.4	7	2:21.955	177.6	
9	1	Alex BOSAK	POL	PREMA POWERTEAM	12	28:36.179	+29.440	176.3	10	2:21.649	178.0	
10	29	Akash NANDY	MAL	TECH 1 RACING	12	28:38.406	+31.667	176.1	10	2:21.855	177.7	
11	21	Philo Paz Patrick ARMAND	IND	TECH 1 RACING	12	28:38.953	+32.214	176.0	10	2:21.704	177.9	
12	26	Denis KORNEEV	RUS	JD MOTORSPORT	12	28:42.698	+35.959	175.6	11	2:21.880	177.7	
13	22	Pietro FITTIPALDI	BRA	MGR MOTORSPORT	12	28:43.751	+37.012	175.5	8	2:22.773	176.6	
14	16	Thiago VIVACQUA	BRA	FORTEC MOTORSPORTS	12	28:50.483	+43.744	174.8	4	2:22.408	177.1	
15	63	Matteo GONFIANTINI	ITA	TS CORSE	12	28:52.693	+45.954	174.6	2	2:23.185	176.1	
16	70	Hong LI YE	CHN	KOIRANEN MOTORSPORT	12	28:53.799	+47.060	174.5	11	2:22.712	176.7	
17	15	Martin KODRIC	CRO	FORTEC MOTORSPORTS	12	28:55.917	+49.178	174.3	9	2:22.385	177.1	
18	8	Kang LING	CHN	KOIRANEN GP	12	29:02.746	+56.007	173.6	8	2:22.911	176.4	
19	72	Jorge CEVALLOS	MEX	FORTEC MOTORSPORTS	12	29:03.695	+56.956	173.5	11	2:23.003	176.3	
20	37	Sun ZHENG	CHN	CHINA BRT by JCS	12	29:12.642	+1:05.903	172.6	9	2:23.667	175.5	
21	45	Daniele CAZZANIGA	ITA	GSK GRAND PRIX	12	29:12.789	+1:06.050	172.6	11	2:23.633	175.5	
22	6	James ALLEN	AUS	ARTA ENGINEERING	12	29:14.596	+1:07.857	172.4	12	2:23.149	176.1	
23	73	Pietro PECCENINI	ITA	TS CORSE	12	29:17.890	+1:11.151	172.1	11	2:24.570	174.4	
24	12	Marek BOECKMANN	GER	JENZER MOTORSPORT	12	29:24.870	+1:18.131	171.4	11	2:23.358	175.9	
25	78	Bo YUAN	CHN	KOIRANEN GP	12	29:25.372	+1:18.633	171.4	7	2:23.430	175.8	
26	4	Hugo DE SADELEER	SUI	TECH 1 RACING	11	26:48.150	1 Lap	172.5	7	2:22.590	176.8	
27	42	Danylo PRONENKO	UKR	AS MOTORSPORT by GSK	11	28:15.845	1 Lap	163.6	9	2:24.419	174.6	

Not classified:

38	Sebastien MORRIS	GBR	FORTEC MOTORSPORTS	9	21:45.612	8	2:21.209	178.6
33	Stefan RIENER	AUT	CRAM MOTORSPORT	8	19:34.911	4	2:24.027	175.1
5	Simon GACHET	FRA	ARTA ENGINEERING	4	9:35.073	2	2:22.849	176.5
3	Luke CHUDLEIGH	CAN	TECH 1 RACING	4	9:35.658	2	2:22.321	177.2

Not started


28	Semen EVSTIGNEEV	RUS	BVM RACING					
----	------------------	-----	------------	--	--	--	--	--

Pole Position	N. DE VRIES		
Fastest Lap	Lap 3	Nyck DE VRIES	2:20.146 179.9 Kph

Published at:

Track Status: **DRY**

Race Director:	Timekeeper:
-----------------------	--------------------




FORMULA RENAULT 2.0 ALPS

SPA EURO RACE 2014

RACE 2

Analysis

							■ Personal Best ■ Session Best ■ Crossing the finish line in pit lane						
Lap	Time	Sector 1	Sector 2	Sector 3	Kph	Elapsed	Lap	Time	Sector 1	Sector 2	Sector 3	Kph	Elapsed
16 Thiago VIVACQUA BRA													
FORTEC MOTORSPORTS													
7	2:23.397	41.994	1:03.929	37.474	175.8	17:00.918	3	2:20.146	41.321	1:01.909	36.916	179.9	7:02.631
8	2:23.374	42.023	1:04.078	37.273	175.9	19:24.292	4	2:20.612	41.384	1:02.278	36.950	179.3	9:23.243
9	2:22.385	41.585	1:03.349	37.451	177.1	21:46.677	5	2:20.264	41.277	1:02.093	36.894	179.8	11:43.507
10	2:22.887	41.688	1:03.697	37.502	176.5	24:09.564	6	2:20.393	41.355	1:02.225	36.813	179.6	14:03.900
11	2:23.543	42.784	1:03.519	37.240	175.7	26:33.107	7	2:20.581	41.323	1:02.438	36.820	179.4	16:24.481
12	2:22.810	41.618	1:03.902	37.290	176.6	28:55.917	8	2:20.418	41.386	1:02.181	36.851	179.6	18:44.899
							9	2:20.481	41.180	1:02.503	36.798	179.5	21:05.380
							10	2:20.427	41.207	1:02.387	36.833	179.6	23:25.807
							11	2:20.270	41.380	1:02.098	36.792	179.8	25:46.077
							12	2:20.662	41.289	1:02.492	36.881	179.3	28:06.739
21 Philo Paz Patrick ARMAND IND													
TECH 1 RACING													
1	2:28.105	49.372	1:08.098	37.635	162.6	2:35.105	1	2:28.634	46.028	1:05.412	37.194	169.6	2:28.634
2	2:24.016	41.867	1:04.550	37.599	175.1	4:59.121	2	2:23.816	41.316	1:05.498	37.002	175.3	4:52.450
3	2:22.970	41.689	1:04.116	37.165	176.4	7:22.091	3	2:22.257	41.605	1:03.643	37.009	177.2	7:14.707
4	2:22.408	41.778	1:03.237	37.393	177.1	9:44.499	4	2:23.707	41.290	1:05.394	37.023	175.5	9:38.414
5	2:22.896	41.716	1:03.471	37.709	176.5	12:07.395	5	2:22.675	41.195	1:04.517	36.963	176.7	12:01.089
6	2:23.496	42.269	1:03.799	37.428	175.7	14:30.891	6	2:21.898	41.129	1:03.921	36.848	177.7	14:22.987
7	2:22.839	41.597	1:03.633	37.609	176.5	16:53.730	7	2:22.673	41.398	1:04.023	37.252	176.7	16:45.660
8	2:22.602	41.686	1:03.532	37.384	176.8	19:16.332	8	2:22.891	41.241	1:04.558	37.092	176.5	19:08.551
9	2:23.288	41.383	1:04.733	37.172	176.0	21:39.620	9	2:24.085	41.421	1:05.885	36.779	175.0	21:32.636
10	2:24.051	41.499	1:04.867	37.685	175.0	24:03.671	10	2:21.704	41.035	1:03.702	36.967	177.9	23:54.340
11	2:23.131	41.810	1:03.687	37.634	176.2	26:26.802	11	2:22.070	41.107	1:04.241	36.722	177.5	26:16.410
12	2:23.681	41.861	1:04.030	37.790	175.5	28:50.483	12	2:22.543	41.060	1:04.066	37.417	176.9	28:38.953
17 Charles LECLERC MCO													
FORTEC MOTORSPORTS													
1	2:27.512	44.925	1:05.627	36.960	170.9	2:27.512	1	2:30.489	47.264	1:05.851	37.374	167.5	2:30.489
2	2:21.867	41.418	1:03.582	36.867	177.7	4:49.379	2	2:22.853	41.380	1:04.342	37.131	176.5	4:53.342
3	2:22.892	41.177	1:04.539	37.176	176.5	7:12.271	3	2:23.525	41.443	1:04.454	37.628	175.7	7:16.867
4	2:20.750	41.303	1:02.516	36.931	179.1	9:33.021	4	2:23.525	41.906	1:04.312	37.307	175.7	9:40.392
5	2:22.330	41.357	1:03.827	37.146	177.2	11:55.351	5	2:22.826	41.658	1:03.718	37.450	176.5	12:03.218
6	2:20.946	41.393	1:02.420	37.133	178.9	14:16.297	6	2:22.774	41.767	1:03.407	37.600	176.6	14:25.992
7	2:21.169	41.292	1:02.705	37.172	178.6	16:37.466	7	2:22.898	41.755	1:03.461	37.682	176.4	16:48.890
8	2:20.978	41.390	1:02.681	36.907	178.9	18:58.444	8	2:22.773	41.795	1:03.534	37.444	176.6	19:11.663
9	2:20.909	41.275	1:02.737	36.897	178.9	21:19.353	9	2:22.793	41.711	1:03.763	37.319	176.6	21:34.456
10	2:21.018	41.167	1:02.893	36.958	178.8	23:40.371	10	2:22.816	41.810	1:03.418	37.588	176.5	23:57.272
11	2:22.749	41.090	1:04.074	37.585	176.6	26:03.120	11	2:23.005	41.884	1:03.585	37.536	176.3	26:20.277
12	2:23.510	41.314	1:04.635	37.561	175.7	28:26.630	12	2:23.474	41.771	1:04.393	37.310	175.7	28:43.751
18 Ben BARNICOAT GBR													
FORTEC MOTORSPORTS													
1	2:24.563	43.051	1:03.967	37.545	174.4	2:24.563	1	2:24.744	43.123	1:04.178	37.443	174.2	2:24.744
2	2:22.535	41.853	1:03.529	37.153	176.9	4:47.098	2	2:20.951	41.520	1:02.473	36.958	178.9	4:45.695
3	2:21.370	41.521	1:02.766	37.083	178.4	7:08.468	3	2:20.828	41.382	1:02.376	37.070	179.0	7:06.523
4	2:21.388	41.527	1:02.769	37.092	178.3	9:29.856	4	2:20.924	41.372	1:02.613	36.939	178.9	9:27.447
5	2:21.608	41.517	1:02.894	37.197	178.1	11:51.464	5	2:20.700	41.289	1:02.521	36.890	179.2	11:48.147
6	2:21.633	41.516	1:02.935	37.182	178.0	14:13.097	6	2:21.228	41.324	1:02.702	37.202	178.5	14:09.375
7	2:21.614	41.536	1:02.881	37.197	178.0	16:34.711	7	2:21.322	41.440	1:02.857	37.025	178.4	16:30.697
8	2:21.512	41.444	1:02.964	37.104	178.2	18:56.223	8	2:21.750	41.529	1:03.065	37.156	177.9	18:52.447
9	2:21.991	41.424	1:03.458	37.109	177.6	21:18.214	9	2:21.352	41.385	1:03.024	36.943	178.4	21:13.799
10	2:21.777	41.480	1:03.189	37.108	177.8	23:39.991	10	2:21.633	41.317	1:03.220	37.096	178.0	23:35.432
11	2:22.994	41.514	1:03.745	37.735	176.3	26:02.985	11	2:21.839	41.382	1:03.437	37.020	177.8	25:57.271
12	2:23.192	41.502	1:04.268	37.422	176.1	28:26.177	12	2:21.918	41.344	1:03.278	37.296	177.7	28:19.189
19 Nyck DE VRIES NED													
KOIRANEN GP													
1	2:22.039	42.776	1:02.373	36.890	177.5	2:22.039	1	2:24.744	43.123	1:04.178	37.443	174.2	2:24.744
2	2:20.446	41.501	1:02.141	36.804	179.5	4:42.485	2	2:20.951	41.520	1:02.473	36.958	178.9	4:45.695



FORMULA RENAULT 2.0 ALPS


SPA EURO RACE 2014

RACE 2

Analysis

■ Personal Best
 ■ Session Best
 ■ Crossing the finish line in pit lane

Lap	Time	Sector 1	Sector 2	Sector 3	Kph	Elapsed	Lap	Time	Sector 1	Sector 2	Sector 3	Kph	Elapsed	
26	Denis KORNEEV													
	JD MOTORSPORT													
1	2:34.709	47.759	1:08.637	38.313	163.0	2:34.709	9	2:22.330	41.452	1:03.705	37.173	177.2	21:28.674	
2	2:25.043	41.652	1:05.496	37.895	173.8	4:59.752	10	2:21.976	41.536	1:03.228	37.212	177.6	23:50.650	
3	2:23.039	41.329	1:04.174	37.536	176.3	7:22.791	11	2:22.375	41.471	1:03.707	37.197	177.1	26:13.025	
4	2:22.697	41.740	1:03.784	37.173	176.7	9:45.488	12	2:22.654	41.620	1:03.901	37.133	176.8	28:35.679	
5	2:22.102	41.358	1:03.503	37.241	177.4	12:07.590								
6	2:22.510	41.850	1:03.407	37.253	176.9	14:30.100								
7	2:22.255	41.466	1:03.347	37.442	177.2	16:52.355								
8	2:22.542	41.312	1:03.884	37.346	176.9	19:14.897								
9	2:21.917	41.579	1:03.194	37.144	177.7	21:36.814								
10	2:21.967	41.523	1:03.203	37.241	177.6	23:58.781								
11	2:21.880	41.487	1:03.326	37.067	177.7	26:20.661								
12	2:22.037	41.288	1:03.671	37.078	177.5	28:42.698								
27	Dario CAPITANIO													
	BVM RACING													
1	2:28.954	47.086	1:04.583	37.285	169.3	2:28.954								
2	2:22.233	41.048	1:04.189	36.996	177.3	4:51.187								
3	2:22.218	41.275	1:04.100	36.843	177.3	7:13.405								
4	2:22.274	41.371	1:04.007	36.896	177.2	9:35.679								
5	2:22.452	41.245	1:03.982	37.225	177.0	11:58.131								
6	2:21.551	41.482	1:02.967	37.102	178.1	14:19.682								
7	2:21.833	41.387	1:03.082	37.364	177.8	16:41.515								
8	2:23.338	41.345	1:04.746	37.247	175.9	19:04.853								
9	2:22.335	41.522	1:03.693	37.120	177.1	21:27.188								
10	2:22.250	41.374	1:03.376	37.500	177.3	23:49.438								
11	2:22.533	41.564	1:03.756	37.213	176.9	26:11.971								
12	2:22.353	41.534	1:03.600	37.219	177.1	28:34.324								
29	Akash NANDY													
	TECH 1 RACING													
1	2:31.889	47.549	1:06.889	37.451	166.0	2:31.889								
2	2:23.113	41.529	1:04.386	37.198	176.2	4:55.002								
3	2:22.219	41.228	1:03.694	37.297	177.3	7:17.221								
4	2:22.165	41.419	1:03.573	37.173	177.4	9:39.386								
5	2:22.589	41.201	1:04.252	37.136	176.8	12:01.975								
6	2:21.904	41.371	1:03.335	37.198	177.7	14:23.879								
7	2:22.696	41.229	1:04.202	37.265	176.7	16:46.575								
8	2:22.873	41.421	1:04.383	37.069	176.5	19:09.448								
9	2:22.422	41.141	1:04.156	37.125	177.0	21:31.870								
10	2:21.855	41.304	1:03.435	37.116	177.7	23:53.725								
11	2:22.384	41.422	1:03.804	37.158	177.1	26:16.109								
12	2:22.297	41.287	1:03.621	37.389	177.2	28:38.406								
32	Alessio ROVERA													
	CRAM MOTORSPORT													
1	2:28.150	45.905	1:05.142	37.103	170.2	2:28.150								
2	2:22.609	41.709	1:03.928	36.972	176.8	4:50.759								
3	2:23.095	41.766	1:04.352	36.977	176.2	7:13.854								
4	2:22.580	41.575	1:03.851	37.154	176.8	9:36.434								
5	2:23.386	41.519	1:04.185	37.682	175.8	11:59.820								
6	2:22.121	41.435	1:03.442	37.244	177.4	14:21.941								
7	2:21.955	41.628	1:03.101	37.226	177.6	16:43.896								
8	2:22.448	41.679	1:03.477	37.292	177.0	19:06.344								
33	Stefan RIENER													
	CRAM MOTORSPORT													
1	2:36.980	49.581	1:08.845	38.554	160.6	2:36.980								
2	2:25.400	41.522	1:06.133	37.745	173.4	5:02.380								
3	2:26.797	42.671	1:06.240	37.886	171.8	7:29.177								
4	2:24.027	41.578	1:05.005	37.444	175.1	9:53.204								
5	2:25.111	41.919	1:04.788	38.404	173.8	12:18.315								
6	2:26.791	42.937	1:06.137	37.717	171.8	14:45.106								
7	2:24.882	41.799	1:05.450	37.633	174.0	17:09.988								
8	2:24.923	42.033	1:05.067	37.823	174.0	19:34.911								
37	Sun ZHENG													
	CHINA BRT by JCS													
1	2:36.500	49.340	1:08.797	38.363	161.1	2:36.500								
2	2:25.318	41.186	1:06.365	37.767	173.5	5:01.818								
3	2:24.406	41.876	1:04.837	37.693	174.6	7:26.224								
4	2:24.501	41.768	1:05.027	37.706	174.5	9:50.725								
5	2:27.217	42.056	1:06.076	39.085	171.3	12:17.942								
6	2:27.156	42.291	1:06.530	38.335	171.3	14:45.098								
7	2:24.654	41.730	1:05.165	37.759	174.3	17:09.752								
8	2:23.780	41.907	1:04.348	37.525	175.4	19:33.532								
9	2:23.667	41.588	1:04.295	37.784	175.5	21:57.199								
10	2:25.583	41.872	1:05.646	38.065	173.2	24:22.782								
11	2:24.175	42.143	1:04.302	37.730	174.9	26:46.957								
12	2:25.685	42.139	1:05.224	38.322	173.1	29:12.642								
38	Sebastien MORRIS													
	FORTEC MOTORSPORTS													
1	2:25.648	44.208	1:04.157	37.283	173.1	2:25.648								
2	2:22.017	41.702	1:03.052	37.263	177.5	4:47.665								
3	2:21.737	41.599	1:02.938	37.200	177.9	7:09.402								
4	2:21.344	41.630	1:02.622	37.092	178.4	9:30.746								
5	2:21.408	41.527	1:02.827	37.054	178.3	11:52.154								
6	2:21.751	41.499	1:03.074	37.178	177.9	14:13.905								
7	2:21.503	41.372	1:03.135	36.996	178.2	16:35.408								
8	2:21.209	41.429	1:02.873	36.907	178.6	18:56.617								
9	2:48.995	41.215	1:22.721	45.059	149.2	21:45.612								
42	Danylo PRONENKO													
	AS MOTORSPORT by GSK													
1	2:38.809	50.598	1:08.431	39.780	158.8	2:38.809								
2	2:42.202	44.317	1:09.785	48.100	155.4	5:21.011								
3	3:35.985	1:52.880	1:05.113	37.992	116.7	8:56.996								
4	2:24.587	42.459	1:04.369	37.759	174.4	11:21.583								
5	2:24.718	42.588	1:04.313	37.817	174.2	13:46.301								
6	2:24.473	42.509	1:04.229	37.735	174.5	16:10.774								
7	2:24.444	42.514	1:04.077	37.853	174.6	18:35.218								
8	2:24.547	42.400	1:04.318	37.829	174.4	20:59.765								
9	2:24.419	42.522	1:04.125	37.772	174.6	23:24.184								
10	2:27.062	44.253	1:05.009	37.800	171.5	25:51.246								
11	2:24.599	42.252	1:04.548	37.799	174.4	28:15.845								



FORMULA RENAULT 2.0 ALPS


SPA EURO RACE 2014

RACE 2

Analysis

■ Personal Best
 ■ Session Best
 ■ Crossing the finish line in pit lane


Lap	Time	Sector 1	Sector 2	Sector 3	Kph	Elapsed	Lap	Time	Sector 1	Sector 2	Sector 3	Kph	Elapsed
45 Daniele CAZZANIGA ITA													
GSK GRAND PRIX													
1	2:34.926	48.979	1:07.803	38.144	162.7	2:34.926	9	2:23.142	41.362	1:04.455	37.325	176.1	21:43.696
2	2:26.749	42.502	1:06.195	38.052	171.8	5:01.675	10	2:24.615	41.434	1:05.229	37.952	174.4	24:08.311
3	2:31.949	41.917	1:05.666	44.366	165.9	7:33.624	11	2:22.712	41.615	1:03.954	37.143	176.7	26:31.023
4	2:25.067	41.545	1:05.570	37.952	173.8	9:58.691	12	2:22.776	41.444	1:04.250	37.082	176.6	28:53.799
5	2:24.500	42.074	1:04.817	37.609	174.5	12:23.191							
6	2:23.887	41.859	1:04.734	37.294	175.2	14:47.078							
7	2:24.171	41.648	1:05.178	37.345	174.9	17:11.249							
8	2:24.372	41.471	1:05.468	37.433	174.6	19:35.621							
9	2:25.164	41.429	1:06.229	37.506	173.7	22:00.785							
10	2:23.802	41.721	1:04.559	37.522	175.3	24:24.587							
11	2:23.633	41.646	1:04.603	37.384	175.5	26:48.220							
12	2:24.569	41.588	1:05.079	37.902	174.4	29:12.789							
63 Matteo GONFIANTINI ITA													
TS CORSE													
1	2:31.484	47.708	1:06.301	37.475	166.4	2:31.484							
2	2:23.185	41.809	1:04.008	37.368	176.1	4:54.669							
3	2:23.264	41.654	1:04.447	37.163	176.0	7:17.933							
4	2:23.597	41.334	1:04.946	37.317	175.6	9:41.530							
5	2:23.552	41.532	1:04.608	37.412	175.6	12:05.082							
6	2:23.351	41.553	1:04.279	37.519	175.9	14:28.433							
7	2:23.599	41.728	1:04.262	37.609	175.6	16:52.032							
8	2:23.951	41.593	1:04.975	37.383	175.2	19:15.983							
9	2:23.440	41.441	1:04.701	37.298	175.8	21:39.423							
10	2:25.292	41.699	1:06.081	37.512	173.5	24:04.715							
11	2:24.473	41.509	1:05.574	37.390	174.5	26:29.188							
12	2:23.505	41.608	1:04.450	37.447	175.7	28:52.693							
66 Raoul OWENS GBR													
MARK BURDETT MOTORSPORT													
1	2:26.902	44.475	1:05.115	37.312	171.6	2:26.902							
2	2:22.817	41.650	1:03.624	37.543	176.5	4:49.719							
3	2:23.107	41.579	1:04.408	37.120	176.2	7:12.826							
4	2:22.548	41.526	1:03.411	37.611	176.9	9:35.374							
5	2:21.530	41.305	1:03.020	37.205	178.2	11:56.904							
6	2:21.416	41.513	1:02.822	37.081	178.3	14:18.320							
7	2:21.513	41.417	1:02.966	37.130	178.2	16:39.833							
8	2:21.788	41.491	1:03.035	37.262	177.8	19:01.621							
9	2:21.917	41.577	1:03.233	37.107	177.7	21:23.538							
10	2:21.836	41.475	1:03.127	37.234	177.8	23:45.374							
11	2:21.866	41.487	1:03.312	37.067	177.7	26:07.240							
12	2:21.852	41.549	1:03.274	37.029	177.7	28:29.092							
70 Hong LI YE CHN													
KOIRANEN MOTORSPORT													
1	2:32.650	48.641	1:06.712	37.297	165.2	2:32.650							
2	2:24.697	41.373	1:06.025	37.299	174.3	4:57.347							
3	2:23.061	41.826	1:04.135	37.100	176.2	7:20.408							
4	2:23.143	41.593	1:04.310	37.240	176.1	9:43.551							
5	2:24.699	41.635	1:04.901	38.163	174.3	12:08.250							
6	2:23.996	41.579	1:04.991	37.426	175.1	14:32.246							
7	2:22.883	41.550	1:03.990	37.343	176.5	16:55.129							
8	2:25.425	41.450	1:06.575	37.400	173.4	19:20.554							
72 Jorge CEVALLOS MEX													
FORTEC MOTORSPORTS													
1	2:37.498	50.708	1:08.105	38.685	160.1	2:37.498							
2	2:25.289	41.912	1:05.717	37.660	173.5	5:02.787							
3	2:25.360	41.771	1:05.756	37.833	173.5	7:28.147							
4	2:24.018	41.748	1:04.799	37.471	175.1	9:52.165							
5	2:25.534	41.666	1:05.220	38.648	173.3	12:17.699							
6	2:24.823	42.546	1:04.410	37.867	174.1	14:42.522							
7	2:24.418	41.903	1:04.903	37.612	174.6	17:06.940							
8	2:23.030	41.569	1:04.132	37.329	176.3	19:29.970							
9	2:23.702	41.627	1:04.478	37.597	175.5	21:53.672							
10	2:23.086	41.668	1:04.004	37.414	176.2	24:16.758							
11	2:23.003	41.680	1:03.933	37.390	176.3	26:39.761							
12	2:23.934	41.432	1:04.871	37.631	175.2	29:03.695							
73 Pietro PECCENINI ITA													
TS CORSE													
1	2:38.537	50.696	1:08.772	39.069	159.0	2:38.537							
2	2:25.661	42.210	1:05.713	37.738	173.1	5:04.198							
3	2:25.611	41.886	1:06.005	37.720	173.2	7:29.809							
4	2:25.129	41.874	1:05.486	37.769	173.7	9:54.938							
5	2:25.081	41.799	1:05.482	37.800	173.8	12:20.019							
6	2:25.844	41.934	1:06.246	37.664	172.9	14:45.863							
7	2:26.136	41.828	1:05.912	38.396	172.5	17:11.999							
8	2:25.553	42.883	1:05.198	37.472	173.2	19:37.552							
9	2:25.127	41.911	1:05.247	37.969	173.7	22:02.679							
10	2:24.993	41.981	1:05.231	37.781	173.9	24:27.672							
11	2:24.570	42.169	1:04.748	37.653	174.4	26:52.242							
12	2:25.648	41.977	1:05.570	38.101	173.1	29:17.890							
78 Bo YUAN CHN													
KOIRANEN GP													
1	2:41.082	49.201	1:08.905	42.976	156.5	2:41.082							
2	2:25.979	42.656	1:05.749	37.574	172.7	5:07.061							
3	2:25.653	41.946	1:05.999	37.708	173.1	7:32.714							
4	2:26.037	41.773	1:06.634	37.630	172.7	9:58.751							
5	2:25.529	42.099	1:06.114	37.316	173.3	12:24.280							
6	2:24.595	41.678	1:05.525	37.392	174.4	14:48.875							
7	2:23.430	41.578	1:04.357	37.495	175.8	17:12.305							
8	2:23.991	42.104	1:04.753	37.134	175.1	19:36.296							
9	2:25.018	41.491	1:06.030	37.497	173.9	22:01.314							
10	2:24.480	41.474	1:05.621	37.385	174.5	24:25.794							
11	2:31.936	41.508	1:05.145	45.283	166.0	26:57.730							
12	2:27.642	43.174	1:06.473	37.995	170.8	29:25.372							



FORMULA RENAULT 2.0 ALPS
SPA EURO RACE 2014
RACE 2

Lap Chart


		LAP												
Nr	Pos	Pos	1	2	3	4	5	6	7	8	9	10	11	12
19	1	19	19	19	19	19	19	19	19	19	19	19	19	19
25	2	25	18	25	25	25	25	25	25	25	25	25	25	25
5	3	5	25	18	18	18	18	18	18	18	18	18	18	18
18	4	18	38	38	38	38	38	38	38	38	17	17	17	17
38	5	38	5	5	5	17	17	17	17	17	66	66	66	66
3	6	3	66	17	17	5	66	66	66	66	27	27	27	27
17	7	17	17	66	66	66	27	27	27	27	10	10	10	10
32	8	32	3	3	3	3	10	10	10	10	32	32	32	32
66	9	66	32	32	27	27	32	32	32	32	1	1	1	1
21	10	21	21	27	32	32	1	1	1	21	29	29	29	29
4	11	4	27	1	1	1	21	21	21	1	21	21	21	21
1	12	1	1	21	21	10	29	29	29	29	22	22	22	26
29	13	29	10	10	10	21	22	22	22	22	26	26	26	22
27	14	27	22	22	22	29	63	63	63	26	63	16	16	16
10	15	10	63	63	29	22	16	26	26	63	16	63	63	63
63	16	63	4	29	63	63	26	16	16	16	4	70	70	70
26	17	26	29	70	70	70	70	70	70	4	70	4	15	15
22	18	22	70	12	16	16	4	4	4	70	38	15	8	8
28	19	28	8	16	26	26	15	15	15	15	15	8	72	72
12	20	12	12	26	12	4	72	72	8	8	8	72	37	37
6	21	6	26	4	4	37	37	8	72	72	37	4	45	45
15	22	15	15	15	37	15	6	6	37	37	37	45	45	6
45	23	45	45	8	15	72	33	37	33	33	45	78	6	73
72	24	72	16	45	72	6	8	33	6	6	78	6	73	12
70	25	70	6	37	6	33	73	73	45	45	6	73	78	78
8	26	8	37	6	8	8	45	45	73	78	73	12	12	
78	27	78	33	33	33	73	78	78	78	73	12	42	42	
73	28	73	72	72	73	45	12	12	12	12	42			
37	29	37	73	73	78	78	42	42	42	42				
42	30	42	42	78	45	12								
16	31	16	78	42	42									
33	32	33												



FORMULA RENAULT 2.0 ALPS
SPA EURO RACE 2014
RACE 2

Best Sector Times


SECTOR 1			SECTOR 2			SECTOR 3			Pos	Driver	Ideal Lap	Best Lap
Pos	Driver	Time	Driver	Time	Driver	Time						
1	21 P.ARMAND	41.035	19 N.DE VRIES	1:01.909	21 P.ARMAND	36.722	1	19 N.DE VRIES	2'19.881	2:20.146	(1)	
2	27 D.CAPITANIO	41.048	25 M.ISAAYAN	1:02.376	19 N.DE VRIES	36.792	2	17 C.LECLERC	2'20.377	2:20.750	(3)	
3	3 L.CHUDLEIGH	41.074	17 C.LECLERC	1:02.420	10 G.RUSSELL	36.835	3	25 M.ISAAYAN	2'20.555	2:20.700	(2)	
4	17 C.LECLERC	41.090	38 S.MORRIS	1:02.622	27 D.CAPITANIO	36.843	4	38 S.MORRIS	2'20.744	2:21.209	(4)	
5	10 G.RUSSELL	41.100	18 B.BARNICOAT	1:02.766	3 L.CHUDLEIGH	36.852	5	27 D.CAPITANIO	2'20.858	2:21.551	(7)	
6	4 H.DE SADELEER	41.133	66 R.OWENS	1:02.822	17 C.LECLERC	36.867	6	10 G.RUSSELL	2'20.956	2:21.607	(8)	
7	29 A.NANDY	41.141	27 D.CAPITANIO	1:02.967	25 M.ISAAYAN	36.890	7	66 R.OWENS	2'21.156	2:21.416	(6)	
8	19 N.DE VRIES	41.180	1 A.BOSAK	1:03.014	38 S.MORRIS	36.907	8	18 B.BARNICOAT	2'21.273	2:21.370	(5)	
9	37 S.ZHENG	41.186	10 G.RUSSELL	1:03.021	32 A.ROVERA	36.972	9	1 A.BOSAK	2'21.334	2:21.649	(9)	
10	38 S.MORRIS	41.215	32 A.ROVERA	1:03.101	1 A.BOSAK	37.005	10	21 P.ARMAND	2'21.400	2:21.704	(10)	
11	5 S.GACHET	41.235	26 D.KORNEEV	1:03.194	66 R.OWENS	37.029	11	3 L.CHUDLEIGH	2'21.490	2:22.321	(14)	
12	26 D.KORNEEV	41.288	16 T.VIVACQUA	1:03.237	26 D.KORNEEV	37.067	12	32 A.ROVERA	2'21.508	2:21.955	(13)	
13	25 M.ISAAYAN	41.289	29 A.NANDY	1:03.335	29 A.NANDY	37.069	13	29 A.NANDY	2'21.545	2:21.855	(11)	
14	66 R.OWENS	41.305	15 M.KODRIC	1:03.349	70 H.LI YE	37.082	14	26 D.KORNEEV	2'21.549	2:21.880	(12)	
15	1 A.BOSAK	41.315	22 P.FITTIPALDI	1:03.407	18 B.BARNICOAT	37.083	15	16 T.VIVACQUA	2'21.785	2:22.408	(16)	
16	63 M.GONFIANTINI	41.334	3 L.CHUDLEIGH	1:03.564	22 P.FITTIPALDI	37.131	16	22 P.FITTIPALDI	2'21.918	2:22.773	(19)	
17	8 K.LING	41.356	5 S.GACHET	1:03.586	78 B.YUAN	37.134	17	5 S.GACHET	2'22.094	2:22.849	(20)	
18	70 H.LI YE	41.362	21 P.ARMAND	1:03.643	63 M.GONFIANTINI	37.163	18	4 H.DE SADELEER	2'22.141	2:22.590	(17)	
19	22 P.FITTIPALDI	41.380	4 H.DE SADELEER	1:03.680	16 T.VIVACQUA	37.165	19	15 M.KODRIC	2'22.174	2:22.385	(15)	
20	16 T.VIVACQUA	41.383	6 J.ALLEN	1:03.716	15 M.KODRIC	37.240	20	70 H.LI YE	2'22.398	2:22.712	(18)	
21	6 J.ALLEN	41.411	8 K.LING	1:03.740	5 S.GACHET	37.273	21	8 K.LING	2'22.477	2:22.911	(21)	
22	18 B.BARNICOAT	41.424	72 J.CEVALLOS	1:03.933	45 D.CAZZANIGA	37.294	22	63 M.GONFIANTINI	2'22.505	2:23.185	(24)	
23	45 D.CAZZANIGA	41.429	70 H.LI YE	1:03.954	4 H.DE SADELEER	37.328	23	6 J.ALLEN	2'22.525	2:23.149	(23)	
24	72 J.CEVALLOS	41.432	63 M.GONFIANTINI	1:04.008	72 J.CEVALLOS	37.329	24	72 J.CEVALLOS	2'22.694	2:23.003	(22)	
25	32 A.ROVERA	41.435	42 D.PRONENKO	1:04.077	12 M.BOECKMANN	37.359	25	78 B.YUAN	2'22.965	2:23.430	(26)	
26	78 B.YUAN	41.474	12 M.BOECKMANN	1:04.126	8 K.LING	37.381	26	37 S.ZHENG	2'23.006	2:23.667	(28)	
27	33 S.RIENER	41.522	37 S.ZHENG	1:04.295	6 J.ALLEN	37.398	27	12 M.BOECKMANN	2'23.051	2:23.358	(25)	
28	12 M.BOECKMANN	41.566	78 B.YUAN	1:04.357	33 S.RIENER	37.444	28	45 D.CAZZANIGA	2'23.282	2:23.633	(27)	
29	15 M.KODRIC	41.585	45 D.CAZZANIGA	1:04.559	73 P.PECCENINI	37.472	29	33 S.RIENER	2'23.754	2:24.027	(29)	
30	73 P.PECCENINI	41.799	73 P.PECCENINI	1:04.748	37 S.ZHENG	37.525	30	73 P.PECCENINI	2'24.019	2:24.570	(31)	
31	42 D.PRONENKO	42.252	33 S.RIENER	1:04.788	42 D.PRONENKO	37.735	31	42 D.PRONENKO	2'24.064	2:24.419	(30)	



FORMULA RENAULT 2.0 ALPS
 SPA EURO RACE 2014
 RACE 2

Fastest Lap Sequence

Practice Time	Driver	Team	Car	Class	Time	Kph	Lap
4:42.485	19 Nyck DE VRIES	KOIRANEN GP			2:20.446	179.5	2
7:02.631	19 Nyck DE VRIES	KOIRANEN GP			2:20.146	179.9	3




FORMULA RENAULT 2.0 ALPS
SPA EURO RACE 2014
RACE 2

Analysis by lap

 Lapped

Nr	Lap Time	Gap	Nr	Lap Time	Gap	Nr	Lap Time	Gap	Nr	Lap Time	Gap	Nr	Lap Time	Gap			
Lap 1			8	2:27.737	19.038	21	2:23.707	15.171	17	2:20.946	12.397	Lap 8					
19	2:22.039		45	2:26.749	19.190	29	2:22.165	16.143	66	2:21.416	14.420	19	2:20.418		25	2:21.750	7.548
18	2:24.563	2.524	37	2:25.318	19.333	22	2:23.525	17.149	27	2:21.551	15.782	18	2:21.512	11.324	38	2:21.209	11.718
25	2:24.744	2.705	6	2:26.575	19.660	63	2:23.597	18.287	10	2:21.607	16.871	38	2:21.209	11.718	17	2:20.978	13.545
38	2:25.648	3.609	33	2:25.400	19.895	70	2:23.143	20.308	32	2:22.121	18.041	66	2:21.788	16.722	27	2:23.338	19.954
5	2:26.102	4.063	72	2:25.289	20.302	16	2:22.408	21.256	1	2:22.078	18.567	10	2:22.589	20.225	32	2:22.448	21.445
66	2:26.902	4.863	73	2:25.661	21.713	26	2:22.697	22.245	21	2:21.898	19.087	21	2:22.891	23.652	1	2:23.733	24.092
17	2:27.512	5.473	78	2:25.979	24.576	4	2:23.326	23.521	29	2:21.904	19.979	29	2:22.873	24.549	22	2:22.774	22.092
3	2:27.649	5.610	42	2:42.202	38.526	37	2:24.501	27.482	22	2:22.774	22.092	22	2:22.773	26.764	63	2:23.951	31.084
32	2:28.150	6.111	Lap 3			15	2:24.052	27.793	63	2:23.351	24.533	16	2:22.542	29.998	16	2:22.602	31.433
21	2:28.634	6.595	19	2:20.146		72	2:24.018	28.922	26	2:22.510	26.200	4	2:24.098	34.735	70	2:25.425	35.655
27	2:28.954	6.915	25	2:20.828	3.892	6	2:24.254	29.544	16	2:23.496	26.991	15	2:23.374	39.393	8	2:22.911	44.233
1	2:29.278	7.239	18	2:21.370	5.837	33	2:24.027	29.961	70	2:23.996	28.346	72	2:23.030	45.071	37	2:23.780	48.633
10	2:30.093	8.054	38	2:21.737	6.771	8	2:24.938	30.514	4	2:22.945	29.046	33	2:24.923	50.012	6	2:24.857	50.372
22	2:30.489	8.450	5	2:23.159	9.479	73	2:25.129	31.695	15	2:23.277	33.621	45	2:24.372	50.722	78	2:23.991	51.397
63	2:31.484	9.445	17	2:22.892	9.640	45	2:25.067	35.448	72	2:24.823	38.622	12	2:24.130	55.503	73	2:25.553	52.653
4	2:31.635	9.596	66	2:23.107	10.195	78	2:26.037	35.508	8	2:24.290	38.879	42	2:24.473	2'06.874	12	2:24.636	1'03.193
29	2:31.889	9.850	3	2:23.151	10.490	12	2:48.861	48.436	6	2:26.750	40.997	38	2:21.503	10.927	42	2:24.547	2'14.866
70	2:32.650	10.611	27	2:22.218	10.774	42	2:24.587	1'58.340	37	2:27.156	41.198	17	2:21.169	12.985	Lap 7		
8	2:33.786	11.747	32	2:23.095	11.223	Lap 5			33	2:26.791	41.206	19	2:20.581		25	2:21.322	6.216
12	2:33.898	11.859	1	2:22.236	11.603	19	2:20.264		73	2:25.844	41.963	25	2:21.322	6.216	18	2:21.614	10.230
26	2:34.709	12.670	21	2:22.257	12.076	25	2:20.700	4.640	45	2:23.887	43.178	78	2:24.595	44.975	37	2:23.780	48.633
15	2:34.737	12.698	10	2:22.275	12.342	18	2:21.608	7.957	78	2:24.595	44.975	12	2:24.130	55.503	33	2:24.923	50.012
45	2:34.926	12.887	22	2:23.525	14.236	38	2:21.408	8.647	12	2:24.130	55.503	6	2:24.857	50.372	45	2:24.372	50.722
16	2:35.105	13.066	29	2:22.219	14.590	17	2:26.037	35.508	42	2:24.473	2'06.874	78	2:23.991	51.397	73	2:25.553	52.653
6	2:35.570	13.531	63	2:23.264	15.302	17	2:22.330	11.844	6	2:26.750	40.997	33	2:24.923	50.012	12	2:24.636	1'03.193
37	2:36.500	14.461	70	2:23.061	17.777	66	2:21.530	13.397	37	2:27.156	41.198	45	2:24.372	50.722	42	2:24.547	2'14.866
33	2:36.980	14.941	7	2:23.061	17.777	27	2:22.452	14.624	33	2:26.791	41.206	78	2:23.991	51.397	73	2:25.553	52.653
72	2:37.498	15.459	16	2:22.970	19.460	10	2:22.022	15.657	73	2:25.844	41.963	15	2:23.374	39.393	8	2:22.911	44.233
73	2:38.537	16.498	26	2:23.039	20.160	32	2:23.386	16.313	45	2:23.887	43.178	72	2:23.030	45.071	37	2:23.780	48.633
42	2:38.809	16.770	12	2:24.493	20.187	1	2:23.476	16.882	78	2:24.595	44.975	33	2:24.923	50.012	6	2:24.857	50.372
78	2:41.082	19.043	4	2:23.043	20.807	21	2:22.675	17.582	6	2:26.750	40.997	45	2:24.372	50.722	78	2:23.991	51.397
Lap 2			37	2:24.406	23.593	29	2:22.589	18.468	37	2:27.156	41.198	78	2:23.991	51.397	73	2:25.553	52.653
19	2:20.446		15	2:25.872	24.353	22	2:22.826	19.711	33	2:26.791	41.206	15	2:23.374	39.393	8	2:22.911	44.233
25	2:20.951	3.210	72	2:25.360	25.516	63	2:23.552	21.575	73	2:25.844	41.963	72	2:23.030	45.071	37	2:23.780	48.633
18	2:22.535	4.613	6	2:26.388	25.902	16	2:22.896	23.888	45	2:23.887	43.178	33	2:24.923	50.012	6	2:24.857	50.372
38	2:22.017	5.180	8	2:27.296	26.188	26	2:22.102	24.083	78	2:24.595	44.975	45	2:24.372	50.722	78	2:23.991	51.397
5	2:22.849	6.466	33	2:26.797	26.546	70	2:24.699	24.743	12	2:24.130	55.503	73	2:25.553	52.653	37	2:23.780	48.633
17	2:21.867	6.894	73	2:25.611	27.178	4	2:23.237	26.494	42	2:24.473	2'06.874	6	2:24.857	50.372	45	2:24.372	50.722
66	2:22.817	7.234	78	2:25.653	30.083	15	2:23.208	30.737	6	2:26.750	40.997	78	2:23.991	51.397	73	2:25.553	52.653
3	2:22.321	7.485	45	2:31.949	30.993	72	2:25.534	34.192	37	2:27.156	41.198	12	2:24.130	55.503	33	2:24.923	50.012
32	2:22.609	8.274	42	3:35.985	1'54.365	37	2:27.217	34.435	6	2:26.750	40.997	42	2:24.473	2'06.874	45	2:24.372	50.722
27	2:22.233	8.702	Lap 4			6	2:25.360	34.640	37	2:27.156	41.198	78	2:23.991	51.397	73	2:25.553	52.653
1	2:22.720	9.513	19	2:20.612		33	2:25.111	34.808	66	2:22.839	29.249	17	2:21.169	12.985	42	2:24.547	2'14.866
21	2:23.816	9.965	25	2:20.924	4.204	8	2:24.732	34.982	16	2:22.839	29.249	33	2:26.791	41.206	78	2:23.991	51.397
10	2:22.605	10.213	18	2:21.388	6.613	73	2:25.081	36.512	70	2:22.883	30.648	73	2:25.844	41.963	73	2:25.553	52.653
22	2:22.853	10.857	38	2:21.344	7.503	45	2:24.500	39.684	4	2:22.590	31.055	45	2:23.887	43.178	37	2:23.780	48.633
63	2:23.185	12.184	17	2:20.750	9.778	78	2:25.529	40.773	15	2:23.397	36.437	78	2:24.595	44.975	6	2:24.857	50.372
29	2:23.113	12.517	5	2:22.963	11.830	12	2:23.594	51.766	8	2:23.442	41.740	6	2:26.750	40.997	45	2:24.372	50.722
70	2:24.697	14.862	66	2:22.548	12.131	42	2:24.718	2'02.794	72	2:24.418	42.459	37	2:27.156	41.198	78	2:23.991	51.397
12	2:24.427	15.840	3	2:22.537	12.415	Lap 6			6	2:25.517	45.933	12	2:24.636	1'03.193	73	2:25.553	52.653
16	2:24.016	16.636	27	2:22.274	12.436	19	2:20.393		16	2:22.839	29.249	42	2:24.473	2'06.874	6	2:24.857	50.372
26	2:25.043	17.267	32	2:22.580	13.191	25	2:21.228	5.475	70	2:22.883	30.648	78	2:23.991	51.397	73	2:25.553	52.653
4	2:28.760	17.910	1	2:22.679	13.670	18	2:21.633	9.197	4	2:22.590	31.055	12	2:24.130	55.503	37	2:23.780	48.633
15	2:26.375	18.627	10	2:22.169	13.899	38	2:21.751	10.005	15	2:23.397	36.437	42	2:24.473	2'06.874	6	2:24.857	50.372



FORMULA RENAULT 2.0 ALPS
SPA EURO RACE 2014
RACE 2

Analysis by lap

 Lapped

Nr	Lap Time	Gap	Nr	Lap Time	Gap	Nr	Lap Time	Gap	Nr	Lap Time	Gap	Nr	Lap Time	Gap
6	2:26.348	56.239	45	2:23.633	1'02.143									
73	2:25.127	57.299	6	2:25.204	1'05.370									
12	2:23.592	1'06.304	73	2:24.570	1'06.165									
42	2:24.419	2'18.804	78	2:31.936	1'11.653									
			12	2:23.358	1'13.398									
Lap 10			Lap 12											
19	2:20.427		19	2:20.662										
25	2:21.633	9.625	42	2:24.599	1 Lap									
18	2:21.777	14.184	25	2:21.918	12.450									
17	2:21.018	14.564	18	2:23.192	19.438									
66	2:21.836	19.567	17	2:23.510	19.891									
27	2:22.250	23.631	66	2:21.852	22.353									
10	2:21.904	23.715	27	2:22.353	27.585									
32	2:21.976	24.843	10	2:22.801	28.440									
1	2:21.649	26.749	32	2:22.654	28.940									
29	2:21.855	27.918	1	2:21.673	29.440									
21	2:21.704	28.533	29	2:22.297	31.667									
22	2:22.816	31.465	21	2:22.543	32.214									
26	2:21.967	32.974	26	2:22.037	35.959									
16	2:24.051	37.864	22	2:23.474	37.012									
63	2:25.292	38.908	16	2:23.681	43.744									
70	2:24.615	42.504	63	2:23.505	45.954									
4	2:26.242	43.116	70	2:22.776	47.060									
15	2:22.887	43.757	15	2:22.810	49.178									
8	2:23.227	49.808	8	2:23.591	56.007									
72	2:23.086	50.951	72	2:23.934	56.956									
37	2:25.583	56.975	37	2:25.685	1'05.903									
45	2:23.802	58.780	45	2:24.569	1'06.050									
78	2:24.480	59.987	6	2:23.149	1'07.857									
6	2:24.624	1'00.436	73	2:25.648	1'11.151									
73	2:24.993	1'01.865	12	2:25.395	1'18.131									
12	2:24.433	1'10.310	78	2:27.642	1'18.633									
Lap 11														
19	2:20.270													
42	2:27.062	1 Lap												
25	2:21.839	11.194												
18	2:22.994	16.908												
17	2:22.749	17.043												
66	2:21.866	21.163												
27	2:22.533	25.894												
10	2:22.856	26.301												
32	2:22.375	26.948												
1	2:21.950	28.429												
29	2:22.384	30.032												
21	2:22.070	30.333												
22	2:23.005	34.200												
26	2:21.880	34.584												
16	2:23.131	40.725												
63	2:24.473	43.111												
70	2:22.712	44.946												
15	2:23.543	47.030												
8	2:23.540	53.078												
72	2:23.003	53.684												
37	2:24.175	1'00.880												
4	2:39.227	1'02.073												